א א א א

( )

		2018 1 1 2018 12 31
15		2015

PPP

			000797

□ √

	2018	2017	

	173,238.65	-647,011.11	128,517,533.42	
	1,285,756.54		300,000.00	
	-6,593,518.55	-967,405.69	-15,802,552.51	
	2,451,203.43	984,180.51	31,384,243.97	
	-757,991.01	-24,156.40	-39,635.56	

; ;

7 ——

PPP

2018 17 193

1

	111.32%
	96.36%

2

√ □

		102,883.49				3,750.13	18.30%	
		76,940.50				3,336.81	13.69%	
		75,143.65				-1,714.12	13.37%	
		63,153.31				1,175.82	11.23%	
		52,901.97				358.00	9.41%	
		47,609.36				5,902.09	8.47%	
		45,951.1				-1,394.84	8.17%	
	丨	35,754.90 丨 34,448.50				965.78	6.36%	

; ;

“ ”

“ ”

10

6.35

25 “ 250 ” 2018 131 130

“ 100 ” “ 50 ”

— (A2) “2016 2017

( ) ” “2018 2019

” “

” 2000

30

“

” “ ” “ ” “ ” “ ”

cninf 巨潮资讯 www.cninfo.com.cn

2018 “ ”
“ ”

2018

“

2018

2018 14.83 30.64% 5.86%
6.81

35 18.51 92.56% 17
8.56 8 5.24 4
2.39 3 1.03
1

3

(1) 2018 28.18 48.26
0.87 0.84 35.85 6.65
4.06 10.75 672 0.37
5.40 4.91
(2)

(3) “ ”
PPP

2018 5
“ ”
11 2018
16 30.07 75.17% 93
Buhimba-Nalweyo-Bulamagi and Bulamagi-Igayaza-Kakumiro 8.67
7.2 5.02
3 —

4

1

		′	

		206545	412838.7		206545	412838.7	
·		51651	149787.9		51651	149787.9	

B	85			8342	16202	12962	2018 11
	95			39276.73	10769.24	3670.45	
111	100			672.33	672.33	672.33	1996

5 [illegible]

					%
				1716.07	100%
	100			3103.51	100

	2018 COLOHO 1362
	320
	1. 137 14.44% 2. 95 9.97% 3. 78 8.25% 4. 69 7.28% 5. 56 5.90%
	1 3000 5400 20 328

1

“ ” “ ”

2

1

; ;

		4				
		2,139,962,528.28	58.06%	2,001,993,809.23	64.29%	-6.23%
		82,970,879.00	2.25%	23,932,404.53	0.77%	1.48%
		21,268,840.65	0.58%	28,666,657.92	0.92%	-0.34%
		31,011,259.00	0.84%	20,171,695.07	0.65%	0.19%
		13,882,176.77	0.38%	47,588,964.20	1.53%	-1.15%

6

√ □

2018 “

” “ ”

7

□ √

8

	1,784,364,893.51
	36.66%
	0.00%

5

1		1,075,012,324.29	22.09%

√ □

3

	2018	2017		

cninf 巨潮资讯 www.cninfo.com.cn

√ □

43.86% 9.83

34.39% 14.76

9.08

33.74% 998.07

73.30% 30% 30.95

20.33

113.70%

57.75 8.49

200.30%

49.26

□ √

√ □

	2,077,481.42			

	1,266,108,000.00	8.01%

cninf 巨潮资讯 www.cninfo.com.cn

				630.45	425.57				16.29			

4

1

√ □

cninf 巨潮资讯 www.cninfo.com.cn

cninf 巨潮资讯 www.cninfo.com.cn

·		197,800.00	73,000.00	3
		150,400.00	59,500.00	24
		-	18,371.25	
		71,348.35	15,472.00	
		-	1,802.11	
			15,000.00	
			42,757.45	1.8
		-	27,000.00	

4

5

1

√ □

2018 05 15			
			1
			1
			0
			0

cninf 巨潮资讯 www.cninfo.com.cn

2018

cninf 巨潮资讯
www.cninfo.com.cn

√ □

10	0
10	0.60
10	2
	1,310,050,649
	78,603,038.94
	0.00
	78,603,038.94
	2,218,909,995.08
	100
2018 305,155,432.27 959,005,315.70 2,196,745,083.14 133,682,657.11 10% 13,368,265.71 98,149,479.46 2,218,909,995.08 2019 3 31 1,310,050,649 10 0.60 (78,603,038.94 10 2	

1

√ □

				1997 05 08	9999 12 31	
				2010 06 22	9999 12 31	

cninf 巨潮资讯 www.cninfo.com.cn

2

□ √

□ √

“ ”

□ □ √ √

√ □ □

2018 6 15 . 2018

2018 2018 15 15 15

25 2018

8231	8,231			246			
	1,150.51						

□ √

□ √

√ □

2017 11 27 2017
2017 11 27
74 6.02 / 806.75
www.cninfo.com.cn

2017-186 190 203
2018 9 3 2017
2017
2018 9 3 10 3.68 /
86 www.cninfo.com.cn

2018-122
126 133

1

√ □

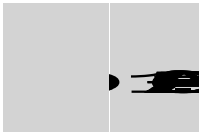

cninf 巨潮资讯 www.cninfo.com.cn

2018	2018 04 25	www.cninfo.com.cn
2018	2018 04 25	www.cninfo.com.cn
	2018 08 24	www.cninfo.com.cn
	2018 09 07	www.cninfo.com.cn

1

1

□ √

2

□ √

3

□ √

2

√ □

1

B1			455,000	B2				7,000
B3			455,000	B4				38,109.14
	2018 04 25	60,000	2018 01 17	22,340.21		3.5		
C1			60,000	C2				50,700
C3			60,000	C4				22,340.21
A1+B1+C1			515,000	A2+B2+C2				57,700
A3+B3+C3			515,000	A4+B4+C4				60,449.35
A4+B4+C4								10.75%

“

”

2018

2018

2

1

“ ” “

”

2

1 2018 11 42

2 20

3 “ ”

7.	——	——
8.	——	——
8.2		20
9.	——	——
	——	——

4

1

2

3

3

ISO9001 ISO14000 GB/T24001-2004

□ √

□ √

cninf 巨潮资讯 www.cninfo.com.cn

1

	151,299,536	15.01%	860,000	0	2,380,909	-143,364,748	-140,123,839	11,175,697	0.85%
1	79,753,532	7.91%				-79,753,532			
2						-			

2017

2

20

6.02 / 2018 5 22 2018

2018 7 23

20

	150,000					2022	12	31
	150,000			150,000		2022	12	31
	150,000			150,000		2022	12	31
	110,000			143,007		2021	12	31
	111,840			144,800		2021	12	31

		3.76%	49,330,000					
		1.40%	18,304,822					
		0.73%	9,614,652					

3

	/			

□ √

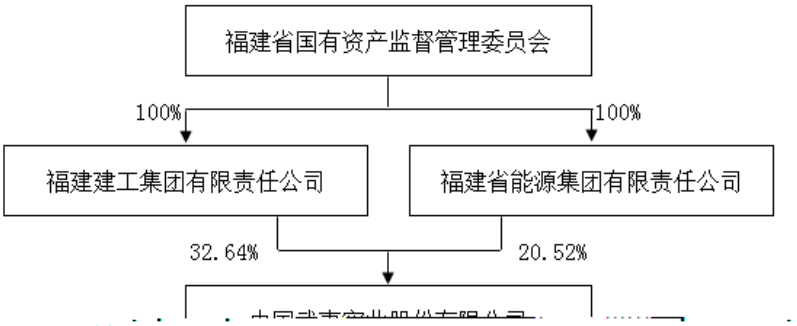

□ √

4 10%

√ □

	/			
		2009 12 01	40	

5

□ √

cninf 巨潮资讯 www.cninfo.com.cn

□ √

cninf 巨潮资讯 www.cninfo.com.cn

cninf 巨潮资讯 www.cninfo.com.cn

1975 5

1964 1

( )

,

1966 3

1968 1

1966 1

1972 12

1975 11

1984 4

1986 3

1961 10

cninf 巨潮资讯 www.cninfo.com.cn

1962 6

1965 1 MBA

1965

10

( )

1965 10

1965 8

(

)

1974 9

1973 4

√ □

			2018 09 11		
			2010 02 01		
			2013 06 01		
			2005 06 01		
			2016 03 01		
			2016 05 01		
			2013 11 01		
			2017 06 19		
			2016 05 01		
	2014 9 3				

√ □

			1998 04 01		
			2016 12 30		
			2016 12 30		
			2016 04 01		

cninf 巨潮资讯 www.cninfo.com.cn

□ √

4.2 /

□ √

□ √

2

□ √

3

√ □

□ □

1 2 2018 ώ N
2018 2018

cninf 巨潮资讯 www.cninfo.com.cn

70,948.00% 30%

EBITDA 50.00% 49.34%

“15 ”
2018 12 7 “15 ” 5.58% 10 “15 ” 1,000 55.800000 44.640000

205 80

“ ”

□ √

cninf 巨潮资讯 www.cninfo.com.cn

2	
2018 12 31	1 2 3 4

2018

2

3

4

5

6

cninf 巨潮资讯 www.cninfo.com.cn

1

2018 12 31

	2,048,444,192.72	4,127,757,863.04

cninf 巨潮资讯 www.cninfo.com.cn

	1,266,108,000.00	963,398,699.83
	0.00	0.00
	1,489,094,311.04	1,185,692,515.28
	1,669,603,979.55	1,618,548,521.34
	135,707,615.60	135,796,004.91
	679,301,733.91	1,141,895,378.82
	776,677,290.77	345,593,062.44
	2,904,781.01	1,881,992.10
	1,879,810.34	3,221,477.01
	1,316,455,297.99	1,004,000,000.00
	0.00	0.00
	7,332,948,228.86	6,394,924,182.62
	2,144,970,948.24	2,902,660,205.33
	488,522,955.00	488,027,985.14
	12,275.48	12,275.48
	0.00	0.00
	1,151,161.63	1,927,510.53

2

	792,337,794.77	2,488,489,267.06
	8,839,755.00	9,035,509.30

3

	4,867,554,313.61	4,171,559,907.42
	4,867,554,313.61	4,171,559,907.42
	0.00	
	4,234,139,164.07	3,773,505,057.37
	3,685,388,665.64	3,113,868,995.76
	0.00	
	281,657,410.93	

4

	1,499,329,001.14	1,164,755,902.02
	1,397,617,497.34	1,006,252,768.20
	4,751,281.05	3,202,821.34
	215,270.59	2,817,609.60
	75,384,510.71	58,917,605.46
	-156,595,749.52	121,186,676.71
	153,845,840.03	171,916,154.17
	264,113,846.80	167,243,580.15
	18,734,170.37	7,577,758.44
	8,559,300.00	
“ ”	26,499,293.69	2,865,781,302.18
	1,326,055.04	-450,308.44
“ ”	-384,004.30	-1,792,129.70
“ - ”	436,751.65	355,277.58
“ ”	194,333,361.64	2,829,145,112.33
	1,151,515.03	2,200,191.55
	2,376,713.76	1,698,661.32
“ ”	193,108,162.91	2,829,646,642.56
	59,425,505.80	711,367,407.93
“ ”	133,682,657.11	2,118,279,234.63

5

	4,213,157,013.21	3,230,609,383.31

6

cninf 巨潮资讯 www.cninfo.com.cn

7

	1,007,663,640.00	0.00	600,000,000.00	0.00	2,788,336,090.38	48,566,350.00	33,596,567.46	0.00	270,186,197.21	0.00	765,367,628.60	88,313,772.41	

cninf 巨潮资讯 www.cninfo.com.cn



8

	1,007,663,640.00		600,000,000.00		1,006,121,258.95	48,566,350.00	-1,195,893.69		270,186,197.21	2,196,745,083.14	5,030,953,935.61
	1,007,663,640.00		600,000,000.00		1,006,121,258.95	48,566,350.00	-1,195,893.69		270,186,197.21	2,196,745,083.14	5,030,953,935.61
“ ”	302,959,036.00				-294,183,499.02	1,488,656.38	214,007.62		13,368,265.71	22,164,911.94	43,034,065.87
							214,007.62			133,682,657.11	133,896,664.73
	660,000.00				8,115,536.98	1,488,656.38					7,286,880.60
1											
2											
3	660,000.00				8,115,536.98	1,488,656.38					7,286,880.60
4											
									13,368,265.71	-111,517,745.17	-98,149,479.46
1									13,368,265.71	-13,368,265.71	
2											

	499,798,070.00				1,464,392,922.36		-884,706.43		58,358,273.75	342,721,912.30	2,364,386,471.98
	499,798,070.00				1,464,392,922.36		-884,706.43		58,358,273.75	342,721,912.30	2,364,386,471.98
“ ”	507,865,570.00		600,000,000.00		-458,271,663.41	48,566,350.00	-311,187.26		211,827,923.46	1,854,023,170.84	2,666,567,463.63
							-311,187.26			2,118,279,234.63	2,117,968,047.37
	8,067,500.00		600,000,000.00		41,526,406.59	48,566,350.00					601,027,556.59
1											
2			600,000,000.00								600,000,000.00

3										-2,448,333.33	-2,448,333.33
	499,798,070.00				-499,798,070.00						
1	499,798,070.00				-499,798,070.00						

1.

1996

1996 35

1997 6 [1997]343 344 7,700
6,973.50 726.50 q ʤ س 1 Ő C

89 4 89
4
2.

1998 ISO9002 2013
6 ISO9001:2008 ISO14001:2004 OHSAS18001:2007
1995 1996 50
1994 250

6

cninf 巨潮资讯 www.cninfo.com.cn

B

(A)

9

1

A.

B.

C.

D.

2

A.

“ ”

B.

C.

D.

10

1 :

A.

B.

C.

D.

E.

2

cninf 巨潮资讯 www.cninfo.com.cn

√ □

	0.00%	0.00%

3

7 ——

12

; ;

8 ——

1

2

17 ——

3

A. “ ”

B.

C.

“ ” “ ”

D.

“ ”

E.

999

cninf 巨潮资讯 www.cninfo.com.cn

70

25 35

4

A.

;

B.

;

7

12

cninf 巨潮资讯 www.cninfo.com.cn

16

1

2

		25-35	4%	3.84-1.37%
		4-10	4%	16.00-9.60%
		5-14	4%	9.60-6.86%

cninf 巨潮资讯 www.cninfo.com.cn

; ;

17 ———

18

:

ụ

7 ——

12 ——

“ ”

2

;

;

;

;

22

cninf 巨潮资讯 www.cninfo.com.cn

23

4

;

25

1
2
3

26

cninf 巨潮资讯 www.cninfo.com.cn

27

28

;　　;

7 ——

8 ——

cninf 巨潮资讯 www.cninfo.com.cn

1
2

1
2

31

1

2

32

cninf 巨潮资讯 www.cninfo.com.cn

( )

( )

( )

cninf 巨潮资讯 www.cninfo.com.cn

cninf 巨潮资讯 www.cninfo.com.cn

2

3

4

5

6

16%

1

	2018 1 1 4 30 3% 5% 6% 11% 17% 2018 5 1 3% 5% 6% 10% 16% 16% 15% 12% 15%	

2

3

1

	4,641,903.68	

2

1)

2)

36,524,941.91 0.00

3)

4)

		%	
	507,943,323.20	32.08	5,079,433.23
	171,131,257.55	10.81	26,287,314.39
	122,016,988.05	7.71	1,365,505.59
	78,156,805.06	4.94	781,568.05
	63,470,208.56	4.01	634,702.08
	942,718,582.42	59.55	34,148,523.34

5)

6)

5

1

1	253,113,904.29	82.59%	1,780,804,982.59	96.99%

	2018
	8,225,674.15

	791.84		244.45		7.39	,509.16		93.21		.95
	172,666,448.41	42.73%	79,151,669.32	45.84%	93,514,779.09	222,456,648.36	49.44%	75,106,846.06	33.76%	147,349,802.30
	404,086,222.01		303,250,995.53		00,835,226.48	449,955,592.83		291,802,174.58		58,153,418.25

√ □

	20,079,115.86	20,079,115.86	00.00%	
	33,292,315.34	33,020,491.82	99.18%	
	7,665,549.87	7,665,549.87	00.00%	
	20,204,207.57	7,911,549.65	88.65%	
	2,666,626.21	1,752,400.00	65.72%	
	7,832,007.74	6,065,824.99	77.45%	

√ □

	17,000,000.00		
	10,000,000.00		
	10,000,000.00		
	4,238,332.48		
	1,516,000.00		
	1,513,950.01		
	1,144,287.10		
	1,000,000.00		
	4,487,581.86		
	50,900,151.45		

2)

1,016,425.22 0.00

3)

	173,995.84

173,995.84

4)

	6,932,089.92	4,249,875.32
	64,270,445.00	55,344,292.75
	96,183,604.25	152,289,674.70
	194,163,347.45	194,612,846.31
	42,536,735.39	43,458,903.75
	404,086,222.01	449,955,592.83

5)

17,665,549.87

	01	01	000.00	315.34	726.19		10.85		35.92	35	
A	2010 03 01	2021 12 01	317,070,100.00	5,475,967.62	510,236.80		554,166.51	5,519,897.33	637,894.69		
B	2017 05 01	2018 11 01	160,000,000.00	59,823,171.61	173,487,798.47		113,664,626.86		1,480,679.92	336,549.08	
	2013 12 01	2021 12 01		1,462,400,720.26	757,234,467.26		730,282,630.82	1,435,448,883.82	273,751,138.65	110,884,373.26	
	2014 07 01			15,702,177.49			1,052,631.87	16,754,809.36			
	2014 12 01			12,734,562.88			866,280.51	13,600,843.39			
	2015 06 01			46,698,398.73			2,837,067.85	49,535,466.58			
							37,719,142.56	37,719,142.56			
	2014 04 01	2021 12 01	1,246,610,000.00	341,167,910.00	154,199,769.58		222,112,449.18	409,080,589.60	72,604,026.06	11,624,086.88	
C	2015 07 01	2019 12 30	538,341,906.93	322,036,073.51	4,848,463.02	113,875,985.64	85,682,571.66	288,994,196.51	28,303,902.90	12,682,032.72	
	2016 07 01	2018 10 01	500,000,000.00	299,291,483.21	494,631,704.14		195,340,220.93		34,477,183.06	16,241,418.58	
	2013 12 01	2018 12 01	1,100,000,000.00	271,798,203.16			25,641,229.64	297,439,432.80	139,196,201.20	13,809,128.89	
105 111				17,926,548.73		15,363,621.67		2,562,927.06			

9-25

	01	46					
	2016 12 01	231,304,487.77		97,311,239.18	133,993,248.59	70,806,960.70	
	2014 12 01	2,443,921.10		2,443,921.10			
	2014 12 01	492,581,498.63	170,796,535.46	336,292,154.13	327,085,879.96	123,321,002.26	6,788,271.44
	2012 12 01	17,315,278.78	204,684,437.64	183,285,675.08	38,714,041.34	1,937,219.16	
	2000 05 01	5,315,376.82			5,315,376.82		

cninf 巨潮资讯 www.cninfo.com.cn

8

9

10

	4,854,738.31	2,562,500.00
	359,304,579.70	257,530,270.70
	364,159,318.01	260,092,770.70

11

1

	9,638,200.00		9,638,200.00	9,194,900.00		9,194,900.00
	9,638,200.00		9,638,200.00	9,194,900.00		9,194,900.00
	9,638,200.00		9,638,200.00	9,194,900.00		9,194,900.00

2

3

12

1

			0.00			0.00

2

3

13

1

			0.00			0.00	--

2

3

14

	4,526,193.01									4,526,193.01	3,546,193.01
	1,535,955.00			-1,000,657.21					-88,455.03	446,842.76	
		500,000.00		1,165.51						501,165.51	
	6,062,148.01	500,000.00		-999,491.70					-88,455.03	5,474,201.28	3,546,193.01
	1,954,99									1,954,99	

cninf 巨潮资讯 www.cninfo.com.cn

	4.30									4.30	
	3,605,107.91			148,765.57						3,753,873.48	
	10,051,674.71			473,033.25						10,524,707.96	
	13,731,423.33									13,731,423.33	11,221,423.33
	3,501,010.14			-543,479.89						2,957,530.25	
	22,544,366.36								1,086,897.91	23,631,264.27	5,934,324.36

3,639,907.76

104 1,086,89

				2018
	6,455,616.88			6,455,616.88
2	2,595,429.04			2,595,429.04
	11,730,597.48			

1		174,924,642.27	51,055,344.11	12,461,140.23	238,441,126.61
2	320,390,434.36	70,557,460.61	6,321,395.92	5,295,489.21	402,564,780.10
3					
4	19,473,562.00				19,473,562.00
5	2,228,734.12	21,331,239.01	11,848,083.13	1,873,640.55	37,281,696.81
3.		11,372,866.69	13,127,542.47	1,984,899.72	26,485,308.88
1					

5

6

17

	10,346,117.40	264,422,448.82
		19,629,198.24
	10,346,117.40	284,051,647.06

1

18

1

□ √

2

□ √

19

□ √

20

1

1.	82,151,784.14			10,043,826.52	92,195,610.66
2.	4,333,651.97			193,965.52	4,527,617.49
1				193,965.52	193,965.52
2					

21

		4,679,562.72						4,679,562.72
		4,679,562.72						4,679,562.72

22

1

	1,922,396.25					1,922,396.25
	81,490.01					81,490.01
	128,894.91					128,894.91
	1,400,000.00					1,400,000.00
	4,502,719.17					4,502,719.17
	8,035,500.34					8,035,500.34

2

	1,922,396.25					1,922,396.25
	81,490.01					81,490.01
	128,894.91					128,894.91
	1,400,000.00					1,400,000.00
	3,532,781.17					3,532,781.17

cninf 巨潮资讯 www.cninfo.com.cn

23

	10,815,689.29				

cninf 巨潮资讯 www.cninfo.com.cn

1

	30,000,000.00	123,021,407.00
	30,000,000.00	123,021,407.00

2

1 1	962,632,243.53	709,919,920.28
1-2 2	218,142,601.36	196,021,097.19
2-3 3	155,566,295.33	91,650,968.02
3	122,753,170.82	65,079,122.79
	1,459,094,311.04	1,062,671,108.28

3 1

	138,299,195.11	
	12,710,408.33	
Libya Oil Kenya Ltd	9,850,387.15	
NSORK	8,979,772.57	
	7,380,921.96	
Apex Steel Ltd	6,689,462.93	
	4,869,847.15	
B.K.M.Y IMPEX PLC	3,793,055.03	
	2,340,000.00	
	2,000,000.00	
	1,911,319.66	
	1,871,725.66	
	1,394,762.31	
	1,385,491.60	
	1,366,371.44	
	1,288,806.00	
	1,009,172.91	
	1,064,391.88	
	208,205,091.69	--

30

1

1 (1)	1,514,228,991.35	1,397,172,478.83

1 2 (

2 1

cninf 巨潮资讯 www.cninfo.com.cn

3

1.08 12 reE

1	733,666.49	10,471,385.30	10,490,789.32	714,262.47
2	63,431.09	303,472.98	282,725.31	84,178.76
3	11,335.00	1,232,230.67	1,229,494.38	14,071.29
	808,432.58	12,007,088.95	12,003,009.01	812,512.52

32

3

1)

	38,479,951.85	65,791,112.02
	229,541,274.36	44,483,823.43
	393,789,743.15	156,404,164.32
	110,081,730.06	73,810,493.56
	771,892,699.42	340,489,593.33

2) 1

	48,566,350.00	
	24,000,000.00	
	22,060,532.48	
	13,014,536.00	
	10,000,000.00	

0037 ref*EM

	0.00	0.00

	12,275.48	12,275.48
	12,275.48	12,275.48

1

							/

cninf 巨潮资讯 www.cninfo.com.cn

5.8%/ 3

2

		600,000,000.00						

48

cninf 巨潮资讯 www.cninfo.com.cn

	124,351,717.50	90,096,787.38
	14,542,298.73	6,269,679.82
	1,586,735.01	692,947.97
	4,566,098.71	3,867,999.76

cninf 巨潮资讯 www.cninfo.com.cn

	8,559,300.00	

60

	403,716.76	167,209.27
		-4,762,264.14

	2,192,388.05	268,620.62	2,192,388.05
	947,213.11	345,234.28	947,213.11
	741,900.64	114,257.93	741,900.64
	9,067,851.90	6,260,824.63	9,067,851.90

65

1

	177,695,282.28	173,323,154.80
	33,307,325.94	-41,396,467.22
	211,002,608.22	131,926,687.58

2

	637,476,442.51
/	159,369,110.61
	2,893,951.21
	10,661,258.91
	-11,684,072.43
	17,281,098.84
	2,927,804.45
	28,845,151.38
	708,305.25
	211,002,608.22

66

48

67

1

	24,942,293.99	11,128,767.19
	1,890,942.23	2,044,111.69
	8,648,900.00	
	11,010,477.61	17,649,977.43
	542,123,744.51	62,451,192.89
	588,616,358.34	93,274,049.20

	26,098,287.34	9,241,893.30
	2,909,285.13	6,260,824.63
	146,700,969.12	227,672,124.68
	279,632,605.18	350,085,152.64

3

		1,508,153.39
		1,508,153.39

4

		4,296,916.69
		4,296,916.69

5

		2018
“ ”	-320,578.01	-427,418.26
“ ”	8,143.60	
“ ”	384,004.30	1,792,129.70
“ ”	8,138,052.45	147,363,580.28
“ ”	-2,077,481.41	2,782,551.33

	241,776,588.93	
	2,259,436,117.76	
	10,920,570.22	
	25,335,564.38	
	2,537,468,841.29	--

71

1

	--	--	
	42,527,444.43	6.8632	291,601,378.14
	1,789,276.10	7.8473	14,077,463

	1,486,946.25	2.0384	3,030,991.24
	102,098.00	6.8632	700,740.09

74

1

1

3

3

4

□ √

□ √

5

7

6

1

1

				75.00%		
				95.00%		
				95.00%		
				80.00%		
				100.00%		
				90.00%	10.00%	
				50.00%	50.00%	



1 80%

2 5

3 5

4 5

5 5

6

45% 2006

3

cninf 巨潮资讯 www.cninfo.com.cn

	276,246,920.37	55,660,355.91	55,660,355.91	-43,959,034.88	28,322,589.61	-1,447,596.69	-1,447,596.69	41,716,284.94
	19,439,689.66	9,661,277.08	9,539,822.89	-6,199,747.93	19,249,980.44	-6,081,489.02	-6,373,873.86	-22,134,420.50
	483,075,759.05	60,432,043.63	60,432,043.63	-5,625,850.81		-3,736,479.78	-3,736,479.78	106,643,973.83
	213,186,380.95	66,329,219.06	66,329,219.06	-23,713,970.45	490,222,597.21	126,906,466.24	126,906,466.24	91,221,131.66
	398,152.01	-8,296,427.89	-8,296,427.89	607,946.96	1,924,942.61	-3,927,017.54	-3,927,017.54	-68,290,176.11
	1,082,921,005.25	215,571,961.60	215,571,961.60	429,336,197.44	5,594,895.47	-21,569,199.67	-21,569,199.67	-266,991,201.28
	20,483,890.29	11,758,181.02	11,824,083.88	148,085,384.76	27,941,045.45	-3,456,099.98	-3,767,059.44	277,114,018.45
		-2,552,819.50	-2,491,866.19	545,892.71		-5,388,940.33	-5,758,940.33	4,168,225.43

20% 20%

2

	/	

3

cninf 巨潮资讯 www.cninfo.com.cn

5

6

	-337,739.20		-337,739.20
	-176,403.70	-18,249.06	-194,652.76

8

7

8

4

1953 1983

1994

2016 “

” “ ” “ ” “

” 6 10

cninf 巨潮资讯 www.cninfo.com.cn

5

1

/

		747,002,238.34			664,753,586.85

cninf 巨潮资讯 www.cninfo.com.cn

		740,966.04	785,424.00
		27,169.81	28,800.00
		660,377.36	700,000.00
		181,698.11	192,600.00
		1,320.75	
		1,611,532.07	1,706,824.00

		70,020.00	70,020.00
		147,150.00	133,518.00
		217,170.00	

6

cninf 巨潮资讯 www.cninfo.com.cn

		16,670.00	
		13,014,536.00	13,014,536.00
	1	422,547.45	403,112.78
		365,358.34	351,743.30
		2,775,160.03	2,775,160.03
		5,887,812.80	5,902,836.97
		405,000.00	1,405,000.00
		6,900,000.00	6,900,000.00
		2,510,000.00	2,510,000.00
		980,000.00	980,000.00
		63,790,817.42	75,120,114.86
		996,034.00	996,034.00
		4,619,365.66	4,619,365.66
	( )	792,631.81	792,631.81
			6,676,739.90
		5,000.00	

7

8

1

√ □

	860,000.00
	0.00
	200,000.00
	806.75 6.02 / 20 786.75 259.6275 10 259.6275 22 267.495 34 86.00 3.68 / 86.00 28.38 20 28.38 32 29.24 44

2018 9 3 2017

2017 2018 9 3 10 86

3.68 /

24

	48 60	2017 2018 2019 2020 2016 55% 2020 0.25 2020 75%	34%

2

√ □

2

cninf 巨潮资讯 www.cninfo.com.cn

2

2

	1,484,106,480.59	3,215,579,520.96						

cninf 巨潮资讯 www.cninfo.com.cn

2)

3)

4)

2

1)

	14,784,753.69	1.72%		14.23%	12,681,348.33	13,885,384.41	2.04%	1,975,453.40	14.23%	11,909,931.01	

	627,651,046.13	44,750,518.91	

	11,063,177.39		
	191,990,902.45		
	283,892.70		
	13,304,044.14		
	216,642,016.68		

□ √

2)

18,014,464.10 0.00

1

1)

2)

2

1)

cninf 巨潮资讯 www.cninfo.com.cn

	121,788,424.77	119,988,328.40	98.52%	
	121,788,424.77	119,988,328.40	--	--

√ □

1			
	12,020,599.77	120,205.98	1.00%
1	12,020,599.77	120,205.98	1.00%
1 2	1,236,545.67	61,827.29	5.00%
2 3	856,595.14	85,659.52	10.00%
3	25,462,913.50	24,796,103.35	97.38%

	6,046,801.63	2,748,939.61
	34,797,699.78	23,876,629.26
	10,125,089.18	61,605,780.08
	134,551,873.49	128,935,338.73
	8,601,350.30	5,608,861.80
	5,797,113,833.51	3,166,711,830.25
	5,991,236,647.89	3,389,487,379.73

5)

		121,788,424.77	5	2.03%	119,988,328.40
		17,000,000.00	5	0.28%	
		10,000,000.00	1	0.17%	
		8,882,210.63	5	0.15%	8,882,210.63
		4,401,280.00	5	0.07%	4,401,280.00
	--	162,071,915.40	--	2.70%	133,271,819.03

6)

7)

8)

3

ss

	15,958,076.90			15,958,076.90		
	21,282,348.63			21,282,348.63		
	1,914,969.22			1,914,969.22		
	4,750,000.00			4,750,000.00		
	16,530,440.66			16,530,440.66		
	15,375,185.80			15,375,185.80		

		80,000,000.00		80,000,000.00		

5

	25,000,000.00	
	1,326,055.04	-450,308.44
		2,865,086,492.03
	128,327.20	204,282.90
	44,911.45	940,835.69
	26,499,293.69	2,865,781,302.18

6

1

√ □

	312,434.41	
	8,648,900.00	

2

□ Ⅱ

cninf 巨潮资讯 www.cninfo.com.cn